

# SOSS UltraLatch



## SOSS UltraLatch

**Strong** - Made of only top quality materials and manufactured in the USA. The base material for the SOSS UltraLatch is zinc die cast.

**Comfortable** - The UltraLatch is designed to conform to the shape of the hand and allows clearance for your knuckles.

**Convenient** - Because of the UltraLatch's comfortable shape, opening doors is convenient for anyone. If you cannot grab the UltraLatch with your hand, this revolutionary door hardware works well with your hip or elbow.



### Features

- UltraLatch is available for standard door thicknesses of 1-3/8", 1-1/2", 1-3/4", or 2" and metric door thicknesses of 32.5 - 37 mm, 37 - 42 mm, 42 - 47 mm, or 47 - 52 mm
- Designed for a 2-3/8" (60 mm) or 2-3/4" (70 mm) backset
- Available with or without a privacy lock, or as a stationary handle, without the internal mechanism
- Contact for availability of matching keyed deadbolts for further security
- Limited Lifetime Warranty: SOSS UltraLatch is warranted against defects in material or workmanship
- Made in the USA, patented in the United States and other countries

### Benefits

- UltraLatch has been specifically designed to fit the 2-1/8" (54 mm) diameter hole that is standard in most doors
- The handles fit either right or left handed doors
- All necessary hardware is packed with each UltraLatch
- Easy Open: Ergonomic shape and location create the ideal function, eliminating the need to grip or rotate
- Push/pull motion is easy for any size hand to operate
- UltraLatch can be installed as a retrofit to existing doors as well as in new installations

### Applications


- Healthcare
- Patient Room Doors
- Assisted Living Facilities
- Disabled Housing
- Educational Institutions
- Home
- Office

## Specifications

- Function: Passage / Privacy / Dummy
- Latch movement: 1/2" max - push/pull
- Each handle to have independent spring mechanism designed to control latch

## ADA/Barrier-Free

All SOSS UltraLatch models are ADA/Barrier-free compliant. In line with barrier-free Standards for Accessible Design, the latch handle is easy to grasp with one hand and does not require tight grasping/pinching or twisting of the wrist.




## ANSI Grade 1

The SOSS UltraLatch has been independently-tested to meet or exceed ANSI Grade 1 specifications. Certified finishes include Bright Chrome, Satin Chrome, Bright Brass and Satin Brass.

## Fire-Rating

The SOSS UltraLatch has passed a Positive Pressure Fire Test and Hose Stream test for 20-minute fire-rated doors.


## Finishes




Oil-Rubbed Bronze  
**10B**




Bright Nickel  
**14**




Satin Nickel  
**15**



Textured Black  
**19**



Bright Chrome  
**26\***



Satin Chrome  
**26D\***



Bright Brass (PVD)  
**3\***



Satin Brass (PVD)  
**4\***

\* Certified finishes

## Ordering

The SOSS UltraLatch and matching finish deadbolts are only available through special order. Please contact [SpecialOrder@richelieu.com](mailto:SpecialOrder@richelieu.com) for pricing inquiries and orders.

## Passage UltraLatch - 2-3/8" (60 mm) Backset

- Reversible
- Screws included



| NO.     | FINISH                  | DOOR THICKNESS        | PK |
|---------|-------------------------|-----------------------|----|
| L18-10B | Oil-Rubbed Bronze (10B) | 1-3/8" (32.5 - 37 mm) | 1  |
| L18-14  | Bright Nickel (14)      | 1-3/8" (32.5 - 37 mm) | 1  |
| L18-15  | Satin Nickel (15)       | 1-3/8" (32.5 - 37 mm) | 1  |
| L18-19  | Textured Black (19)     | 1-3/8" (32.5 - 37 mm) | 1  |
| L18-26  | Bright Chrome (26)      | 1-3/8" (32.5 - 37 mm) | 1  |
| L18-26D | Satin Chrome (26D)      | 1-3/8" (32.5 - 37 mm) | 1  |
| L18-3   | Bright Brass (PVD) (3)  | 1-3/8" (32.5 - 37 mm) | 1  |
| L18-4   | Satin Brass (PVD) (4)   | 1-3/8" (32.5 - 37 mm) | 1  |
| L48-10B | Oil-Rubbed Bronze (10B) | 1-1/2" (37 - 42 mm)   | 1  |
| L48-14  | Bright Nickel (14)      | 1-1/2" (37 - 42 mm)   | 1  |
| L48-15  | Satin Nickel (15)       | 1-1/2" (37 - 42 mm)   | 1  |
| L48-19  | Textured Black (19)     | 1-1/2" (37 - 42 mm)   | 1  |
| L48-26  | Bright Chrome (26)      | 1-1/2" (37 - 42 mm)   | 1  |
| L48-26D | Satin Chrome (26D)      | 1-1/2" (37 - 42 mm)   | 1  |
| L48-3   | Bright Brass (PVD) (3)  | 1-1/2" (37 - 42 mm)   | 1  |
| L48-4   | Satin Brass (PVD) (4)   | 1-1/2" (37 - 42 mm)   | 1  |
| L28-10B | Oil-Rubbed Bronze (10B) | 1-3/4" (42 - 47 mm)   | 1  |
| L28-14  | Bright Nickel (14)      | 1-3/4" (42 - 47 mm)   | 1  |
| L28-15  | Satin Nickel (15)       | 1-3/4" (42 - 47 mm)   | 1  |
| L28-19  | Textured Black (19)     | 1-3/4" (42 - 47 mm)   | 1  |
| L28-26  | Bright Chrome (26)      | 1-3/4" (42 - 47 mm)   | 1  |
| L28-26D | Satin Chrome (26D)      | 1-3/4" (42 - 47 mm)   | 1  |
| L28-3   | Bright Brass (PVD) (3)  | 1-3/4" (42 - 47 mm)   | 1  |
| L28-4   | Satin Brass (PVD) (4)   | 1-3/4" (42 - 47 mm)   | 1  |

## Passage UltraLatch - 2-3/4" (70 mm) Backset

- Reversible
- Screws included



| NO.     | FINISH                  | DOOR THICKNESS        | PK |
|---------|-------------------------|-----------------------|----|
| L14-10B | Oil-Rubbed Bronze (10B) | 1-3/8" (32.5 - 37 mm) | 1  |
| L14-14  | Bright Nickel (14)      | 1-3/8" (32.5 - 37 mm) | 1  |
| L14-15  | Satin Nickel (15)       | 1-3/8" (32.5 - 37 mm) | 1  |
| L14-19  | Textured Black (19)     | 1-3/8" (32.5 - 37 mm) | 1  |
| L14-26  | Bright Chrome (26)      | 1-3/8" (32.5 - 37 mm) | 1  |
| L14-26D | Satin Chrome (26D)      | 1-3/8" (32.5 - 37 mm) | 1  |
| L14-3   | Bright Brass (PVD) (3)  | 1-3/8" (32.5 - 37 mm) | 1  |
| L14-4   | Satin Brass (PVD) (4)   | 1-3/8" (32.5 - 37 mm) | 1  |
| L44-10B | Oil-Rubbed Bronze (10B) | 1-1/2" (37 - 42 mm)   | 1  |
| L44-14  | Bright Nickel (14)      | 1-1/2" (37 - 42 mm)   | 1  |
| L44-15  | Satin Nickel (15)       | 1-1/2" (37 - 42 mm)   | 1  |
| L44-19  | Textured Black (19)     | 1-1/2" (37 - 42 mm)   | 1  |
| L44-26  | Bright Chrome (26)      | 1-1/2" (37 - 42 mm)   | 1  |
| L44-26D | Satin Chrome (26D)      | 1-1/2" (37 - 42 mm)   | 1  |
| L44-3   | Bright Brass (PVD) (3)  | 1-1/2" (37 - 42 mm)   | 1  |
| L44-4   | Satin Brass (PVD) (4)   | 1-1/2" (37 - 42 mm)   | 1  |
| L24-10B | Oil-Rubbed Bronze (10B) | 1-3/4" (42 - 47 mm)   | 1  |
| L24-14  | Bright Nickel (14)      | 1-3/4" (42 - 47 mm)   | 1  |
| L24-15  | Satin Nickel (15)       | 1-3/4" (42 - 47 mm)   | 1  |
| L24-19  | Textured Black (19)     | 1-3/4" (42 - 47 mm)   | 1  |
| L24-26  | Bright Chrome (26)      | 1-3/4" (42 - 47 mm)   | 1  |
| L24-26D | Satin Chrome (26D)      | 1-3/4" (42 - 47 mm)   | 1  |
| L24-3   | Bright Brass (PVD) (3)  | 1-3/4" (42 - 47 mm)   | 1  |
| L24-4   | Satin Brass (PVD) (4)   | 1-3/4" (42 - 47 mm)   | 1  |
| L34-10B | Oil-Rubbed Bronze (10B) | 2" (47 - 52 mm)       | 1  |
| L34-14  | Bright Nickel (14)      | 2" (47 - 52 mm)       | 1  |
| L34-15  | Satin Nickel (15)       | 2" (47 - 52 mm)       | 1  |
| L34-19  | Textured Black (19)     | 2" (47 - 52 mm)       | 1  |
| L34-26  | Bright Chrome (26)      | 2" (47 - 52 mm)       | 1  |
| L34-26D | Satin Chrome (26D)      | 2" (47 - 52 mm)       | 1  |
| L34-3   | Bright Brass (PVD) (3)  | 2" (47 - 52 mm)       | 1  |
| L34-4   | Satin Brass (PVD) (4)   | 2" (47 - 52 mm)       | 1  |

## Fire-Rated Passage UltraLatch - 2-3/8" (60 mm) Backset

- Fire-Rating: 20 minutes
- Reversible
- Screws included



| NO.       | FINISH                  | DOOR THICKNESS        | PK |
|-----------|-------------------------|-----------------------|----|
| L18FR-10B | Oil-Rubbed Bronze (10B) | 1-3/8" (32.5 - 37 mm) | 1  |
| L18FR-14  | Bright Nickel (14)      | 1-3/8" (32.5 - 37 mm) | 1  |
| L18FR-15  | Satin Nickel (15)       | 1-3/8" (32.5 - 37 mm) | 1  |
| L18FR-19  | Textured Black (19)     | 1-3/8" (32.5 - 37 mm) | 1  |
| L18FR-26  | Bright Chrome (26)      | 1-3/8" (32.5 - 37 mm) | 1  |
| L18FR-26D | Satin Chrome (26D)      | 1-3/8" (32.5 - 37 mm) | 1  |
| L18FR-3   | Bright Brass (PVD) (3)  | 1-3/8" (32.5 - 37 mm) | 1  |
| L18FR-4   | Satin Brass (PVD) (4)   | 1-3/8" (32.5 - 37 mm) | 1  |
| L48FR-10B | Oil-Rubbed Bronze (10B) | 1-1/2" (37 - 42 mm)   | 1  |
| L48FR-14  | Bright Nickel (14)      | 1-1/2" (37 - 42 mm)   | 1  |
| L48FR-15  | Satin Nickel (15)       | 1-1/2" (37 - 42 mm)   | 1  |
| L48FR-19  | Textured Black (19)     | 1-1/2" (37 - 42 mm)   | 1  |
| L48FR-26  | Bright Chrome (26)      | 1-1/2" (37 - 42 mm)   | 1  |
| L48FR-26D | Satin Chrome (26D)      | 1-1/2" (37 - 42 mm)   | 1  |
| L48FR-3   | Bright Brass (PVD) (3)  | 1-1/2" (37 - 42 mm)   | 1  |
| L48FR-4   | Satin Brass (PVD) (4)   | 1-1/2" (37 - 42 mm)   | 1  |
| L28FR-10B | Oil-Rubbed Bronze (10B) | 1-3/4" (42 - 47 mm)   | 1  |
| L28FR-14  | Bright Nickel (14)      | 1-3/4" (42 - 47 mm)   | 1  |
| L28FR-15  | Satin Nickel (15)       | 1-3/4" (42 - 47 mm)   | 1  |
| L28FR-19  | Textured Black (19)     | 1-3/4" (42 - 47 mm)   | 1  |
| L28FR-26  | Bright Chrome (26)      | 1-3/4" (42 - 47 mm)   | 1  |
| L28FR-26D | Satin Chrome (26D)      | 1-3/4" (42 - 47 mm)   | 1  |
| L28FR-3   | Bright Brass (PVD) (3)  | 1-3/4" (42 - 47 mm)   | 1  |
| L28FR-4   | Satin Brass (PVD) (4)   | 1-3/4" (42 - 47 mm)   | 1  |

## Fire-Rated Passage UltraLatch - 2-3/4" (70 mm) Backset

- Fire-Rating: 20 minutes
- Reversible
- Screws included



| NO.       | FINISH                  | DOOR THICKNESS        | PK |
|-----------|-------------------------|-----------------------|----|
| L14FR-10B | Oil-Rubbed Bronze (10B) | 1-3/8" (32.5 - 37 mm) | 1  |
| L14FR-14  | Bright Nickel (14)      | 1-3/8" (32.5 - 37 mm) | 1  |
| L14FR-15  | Satin Nickel (15)       | 1-3/8" (32.5 - 37 mm) | 1  |
| L14FR-19  | Textured Black (19)     | 1-3/8" (32.5 - 37 mm) | 1  |
| L14FR-26  | Bright Chrome (26)      | 1-3/8" (32.5 - 37 mm) | 1  |
| L14FR-26D | Satin Chrome (26D)      | 1-3/8" (32.5 - 37 mm) | 1  |
| L14FR-3   | Bright Brass (PVD) (3)  | 1-3/8" (32.5 - 37 mm) | 1  |
| L14FR-4   | Satin Brass (PVD) (4)   | 1-3/8" (32.5 - 37 mm) | 1  |
| L44FR-10B | Oil-Rubbed Bronze (10B) | 1-1/2" (37 - 42 mm)   | 1  |
| L44FR-14  | Bright Nickel (14)      | 1-1/2" (37 - 42 mm)   | 1  |
| L44FR-15  | Satin Nickel (15)       | 1-1/2" (37 - 42 mm)   | 1  |
| L44FR-19  | Textured Black (19)     | 1-1/2" (37 - 42 mm)   | 1  |
| L44FR-26  | Bright Chrome (26)      | 1-1/2" (37 - 42 mm)   | 1  |
| L44FR-26D | Satin Chrome (26D)      | 1-1/2" (37 - 42 mm)   | 1  |
| L44FR-3   | Bright Brass (PVD) (3)  | 1-1/2" (37 - 42 mm)   | 1  |
| L44FR-4   | Satin Brass (PVD) (4)   | 1-1/2" (37 - 42 mm)   | 1  |
| L24FR-10B | Oil-Rubbed Bronze (10B) | 1-3/4" (42 - 47 mm)   | 1  |
| L24FR-14  | Bright Nickel (14)      | 1-3/4" (42 - 47 mm)   | 1  |
| L24FR-15  | Satin Nickel (15)       | 1-3/4" (42 - 47 mm)   | 1  |
| L24FR-19  | Textured Black (19)     | 1-3/4" (42 - 47 mm)   | 1  |
| L24FR-26  | Bright Chrome (26)      | 1-3/4" (42 - 47 mm)   | 1  |
| L24FR-26D | Satin Chrome (26D)      | 1-3/4" (42 - 47 mm)   | 1  |
| L24FR-3   | Bright Brass (PVD) (3)  | 1-3/4" (42 - 47 mm)   | 1  |
| L24FR-4   | Satin Brass (PVD) (4)   | 1-3/4" (42 - 47 mm)   | 1  |
| L34FR-10B | Oil-Rubbed Bronze (10B) | 2" (47 - 52 mm)       | 1  |
| L34FR-14  | Bright Nickel (14)      | 2" (47 - 52 mm)       | 1  |
| L34FR-15  | Satin Nickel (15)       | 2" (47 - 52 mm)       | 1  |
| L34FR-19  | Textured Black (19)     | 2" (47 - 52 mm)       | 1  |
| L34FR-26  | Bright Chrome (26)      | 2" (47 - 52 mm)       | 1  |
| L34FR-26D | Satin Chrome (26D)      | 2" (47 - 52 mm)       | 1  |
| L34FR-3   | Bright Brass (PVD) (3)  | 2" (47 - 52 mm)       | 1  |
| L34FR-4   | Satin Brass (PVD) (4)   | 2" (47 - 52 mm)       | 1  |

Privacy UltraLatch - 2-3/8" (60 mm) Backset

- Reversible
- Screws included



| NO.      | FINISH                  | DOOR THICKNESS        | PK |
|----------|-------------------------|-----------------------|----|
| L18P-10B | Oil-Rubbed Bronze (10B) | 1-3/8" (32.5 - 37 mm) | 1  |
| L18P-14  | Bright Nickel (14)      | 1-3/8" (32.5 - 37 mm) | 1  |
| L18P-15  | Satin Nickel (15)       | 1-3/8" (32.5 - 37 mm) | 1  |
| L18P-19  | Textured Black (19)     | 1-3/8" (32.5 - 37 mm) | 1  |
| L18P-26  | Bright Chrome (26)      | 1-3/8" (32.5 - 37 mm) | 1  |
| L18P-26D | Satin Chrome (26D)      | 1-3/8" (32.5 - 37 mm) | 1  |
| L18P-3   | Bright Brass (PVD) (3)  | 1-3/8" (32.5 - 37 mm) | 1  |
| L18P-4   | Satin Brass (PVD) (4)   | 1-3/8" (32.5 - 37 mm) | 1  |
| L48P-10B | Oil-Rubbed Bronze (10B) | 1-1/2" (37 - 42 mm)   | 1  |
| L48P-14  | Bright Nickel (14)      | 1-1/2" (37 - 42 mm)   | 1  |
| L48P-15  | Satin Nickel (15)       | 1-1/2" (37 - 42 mm)   | 1  |
| L48P-19  | Textured Black (19)     | 1-1/2" (37 - 42 mm)   | 1  |
| L48P-26  | Bright Chrome (26)      | 1-1/2" (37 - 42 mm)   | 1  |
| L48P-26D | Satin Chrome (26D)      | 1-1/2" (37 - 42 mm)   | 1  |
| L48P-3   | Bright Brass (PVD) (3)  | 1-1/2" (37 - 42 mm)   | 1  |
| L48P-4   | Satin Brass (PVD) (4)   | 1-1/2" (37 - 42 mm)   | 1  |
| L28P-10B | Oil-Rubbed Bronze (10B) | 1-3/4" (42 - 47 mm)   | 1  |
| L28P-14  | Bright Nickel (14)      | 1-3/4" (42 - 47 mm)   | 1  |
| L28P-15  | Satin Nickel (15)       | 1-3/4" (42 - 47 mm)   | 1  |
| L28P-19  | Textured Black (19)     | 1-3/4" (42 - 47 mm)   | 1  |
| L28P-26  | Bright Chrome (26)      | 1-3/4" (42 - 47 mm)   | 1  |
| L28P-26D | Satin Chrome (26D)      | 1-3/4" (42 - 47 mm)   | 1  |
| L28P-3   | Bright Brass (PVD) (3)  | 1-3/4" (42 - 47 mm)   | 1  |
| L28P-4   | Satin Brass (PVD) (4)   | 1-3/4" (42 - 47 mm)   | 1  |



## Privacy UltraLatch - 2-3/4" (70 mm) Backset

- Reversible
- Screws included



| NO.      | FINISH                  | DOOR THICKNESS        | PK |
|----------|-------------------------|-----------------------|----|
| L14P-10B | Oil-Rubbed Bronze (10B) | 1-3/8" (32.5 - 37 mm) | 1  |
| L14P-14  | Bright Nickel (14)      | 1-3/8" (32.5 - 37 mm) | 1  |
| L14P-15  | Satin Nickel (15)       | 1-3/8" (32.5 - 37 mm) | 1  |
| L14P-19  | Textured Black (19)     | 1-3/8" (32.5 - 37 mm) | 1  |
| L14P-26  | Bright Chrome (26)      | 1-3/8" (32.5 - 37 mm) | 1  |
| L14P-26D | Satin Chrome (26D)      | 1-3/8" (32.5 - 37 mm) | 1  |
| L14P-3   | Bright Brass (PVD) (3)  | 1-3/8" (32.5 - 37 mm) | 1  |
| L14P-4   | Satin Brass (PVD) (4)   | 1-3/8" (32.5 - 37 mm) | 1  |
| L44P-10B | Oil-Rubbed Bronze (10B) | 1-1/2" (37 - 42 mm)   | 1  |
| L44P-14  | Bright Nickel (14)      | 1-1/2" (37 - 42 mm)   | 1  |
| L44P-15  | Satin Nickel (15)       | 1-1/2" (37 - 42 mm)   | 1  |
| L44P-19  | Textured Black (19)     | 1-1/2" (37 - 42 mm)   | 1  |
| L44P-26  | Bright Chrome (26)      | 1-1/2" (37 - 42 mm)   | 1  |
| L44P-26D | Satin Chrome (26D)      | 1-1/2" (37 - 42 mm)   | 1  |
| L44P-3   | Bright Brass (PVD) (3)  | 1-1/2" (37 - 42 mm)   | 1  |
| L44P-4   | Satin Brass (PVD) (4)   | 1-1/2" (37 - 42 mm)   | 1  |
| L24P-10B | Oil-Rubbed Bronze (10B) | 1-3/4" (42 - 47 mm)   | 1  |
| L24P-14  | Bright Nickel (14)      | 1-3/4" (42 - 47 mm)   | 1  |
| L24P-15  | Satin Nickel (15)       | 1-3/4" (42 - 47 mm)   | 1  |
| L24P-19  | Textured Black (19)     | 1-3/4" (42 - 47 mm)   | 1  |
| L24P-26  | Bright Chrome (26)      | 1-3/4" (42 - 47 mm)   | 1  |
| L24P-26D | Satin Chrome (26D)      | 1-3/4" (42 - 47 mm)   | 1  |
| L24P-3   | Bright Brass (PVD) (3)  | 1-3/4" (42 - 47 mm)   | 1  |
| L24P-4   | Satin Brass (PVD) (4)   | 1-3/4" (42 - 47 mm)   | 1  |
| L34P-10B | Oil-Rubbed Bronze (10B) | 2" (47 - 52 mm)       | 1  |
| L34P-14  | Bright Nickel (14)      | 2" (47 - 52 mm)       | 1  |
| L34P-15  | Satin Nickel (15)       | 2" (47 - 52 mm)       | 1  |
| L34P-19  | Textured Black (19)     | 2" (47 - 52 mm)       | 1  |
| L34P-26  | Bright Chrome (26)      | 2" (47 - 52 mm)       | 1  |
| L34P-26D | Satin Chrome (26D)      | 2" (47 - 52 mm)       | 1  |
| L34P-3   | Bright Brass (PVD) (3)  | 2" (47 - 52 mm)       | 1  |
| L34P-4   | Satin Brass (PVD) (4)   | 2" (47 - 52 mm)       | 1  |

## Dummy UltraLatch Handle

- For closet applications
- Includes: Handles, Rose, and Rose Cover
- Reversible
- Screws included



| NO.       | FINISH                  | DOOR THICKNESS                              | PK |
|-----------|-------------------------|---|----|
| LCLEX-10B | Oil-Rubbed Bronze (10B) | 1-3/8" & 1-1/2" (32.5 - 37 mm & 37 - 42 mm) | 1  |
| LCLEX-14  | Bright Nickel (14)      | 1-3/8" & 1-1/2" (32.5 - 37 mm & 37 - 42 mm) | 1  |
| LCLEX-15  | Satin Nickel (15)       | 1-3/8" & 1-1/2" (32.5 - 37 mm & 37 - 42 mm) | 1  |
| LCLEX-19  | Textured Black (19)     | 1-3/8" & 1-1/2" (32.5 - 37 mm & 37 - 42 mm) | 1  |
| LCLEX-26  | Bright Chrome (26)      | 1-3/8" & 1-1/2" (32.5 - 37 mm & 37 - 42 mm) | 1  |
| LCLEX-26D | Satin Chrome (26D)      | 1-3/8" & 1-1/2" (32.5 - 37 mm & 37 - 42 mm) | 1  |
| LCLEX-3   | Bright Brass (PVD) (3)  | 1-3/8" & 1-1/2" (32.5 - 37 mm & 37 - 42 mm) | 1  |
| LCLEX-4   | Satin Brass (PVD) (4)   | 1-3/8" & 1-1/2" (32.5 - 37 mm & 37 - 42 mm) | 1  |
| LCL-10B   | Oil-Rubbed Bronze (10B) | 1-3/4" & 2" (42 - 47 mm & 47 - 52 mm)       | 1  |
| LCL-14    | Bright Nickel (14)      | 1-3/4" & 2" (42 - 47 mm & 47 - 52 mm)       | 1  |
| LCL-15    | Satin Nickel (15)       | 1-3/4" & 2" (42 - 47 mm & 47 - 52 mm)       | 1  |
| LCL-19    | Textured Black (19)     | 1-3/4" & 2" (42 - 47 mm & 47 - 52 mm)       | 1  |
| LCL-26    | Bright Chrome (26)      | 1-3/4" & 2" (42 - 47 mm & 47 - 52 mm)       | 1  |
| LCL-26D   | Satin Chrome (26D)      | 1-3/4" & 2" (42 - 47 mm & 47 - 52 mm)       | 1  |
| LCL-3     | Bright Brass (PVD) (3)  | 1-3/4" & 2" (42 - 47 mm & 47 - 52 mm)       | 1  |
| LCL-4     | Satin Brass (PVD) (4)   | 1-3/4" & 2" (42 - 47 mm & 47 - 52 mm)       | 1  |

## UltraLatch Drill Guide

- Recommended to ensure proper hole locations for UltraLatch installation



| NO. | PK |
|-----|----|
| LDG | 1  |

